



lumini Solucoes em Iluminacao LTDA
www.lumini.com.br
Email:laboratorio@lumini.com.br
Tel:+55 11 3437-5555 Fax:+55 11 3437-5555
Address:Rua Ferreira Viana, 716 - Socorro - São Paulo/SP

lumini

LumCAT:

Luminaire: mini frame concentra 34 serie 3 e fm

LampCAT: 2x modulo led 12W 30K irc 90

Ballast type: led driver 700mA

Report No:

Voltage(V): 127.6500

Test No:

Current(A): 0.2040

Number of Lamps: 1

Power (W): 25.9340

Lamp flux(lm): 2715.0

PF: 0.9940

Length(mm): 340

Width(mm): 40

Phm Type: C

Height(mm): 0

Photometric Results

Lumens(lm): 1952.95, Efficiency(%): 71.93% , Luminous Efficacy(lm/W): 75.30

Central intensity(cd): 6985.399, Maximum intensity(cd): 6985.399

Angle of maximum intensity: C=0.0 γ =0.0

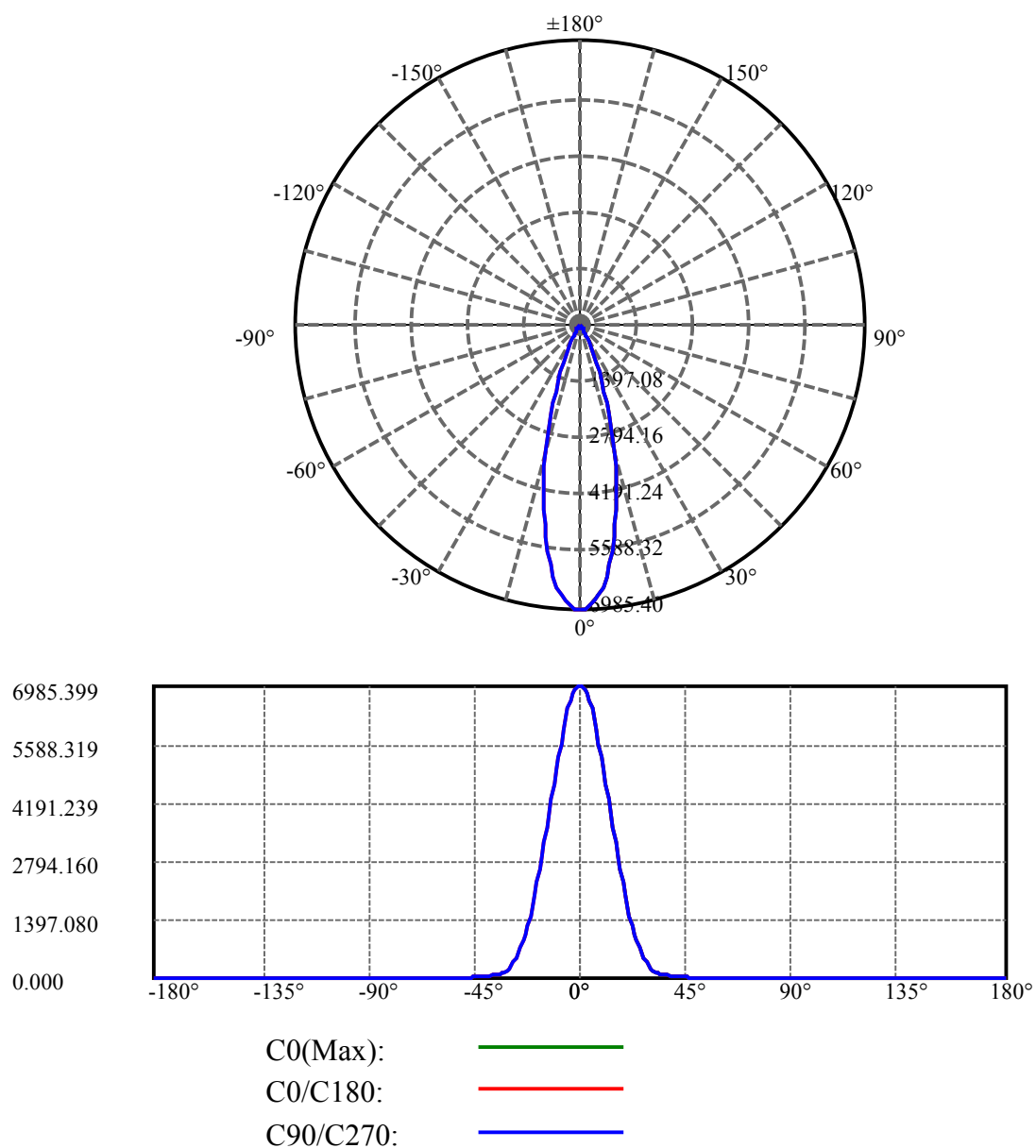
Beam angle of C0 plane : 28.57

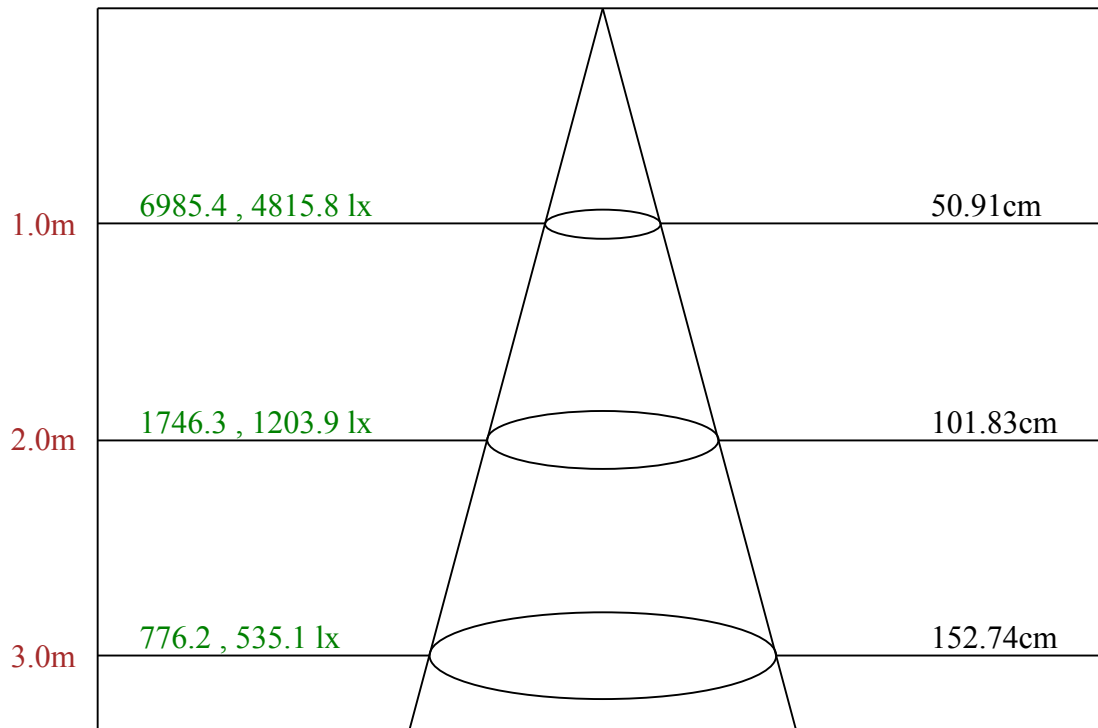
Aveage BeamAngle(IEC 61341):28.57

Equipment: equipamento lumini
Temperature(°C): 25.5

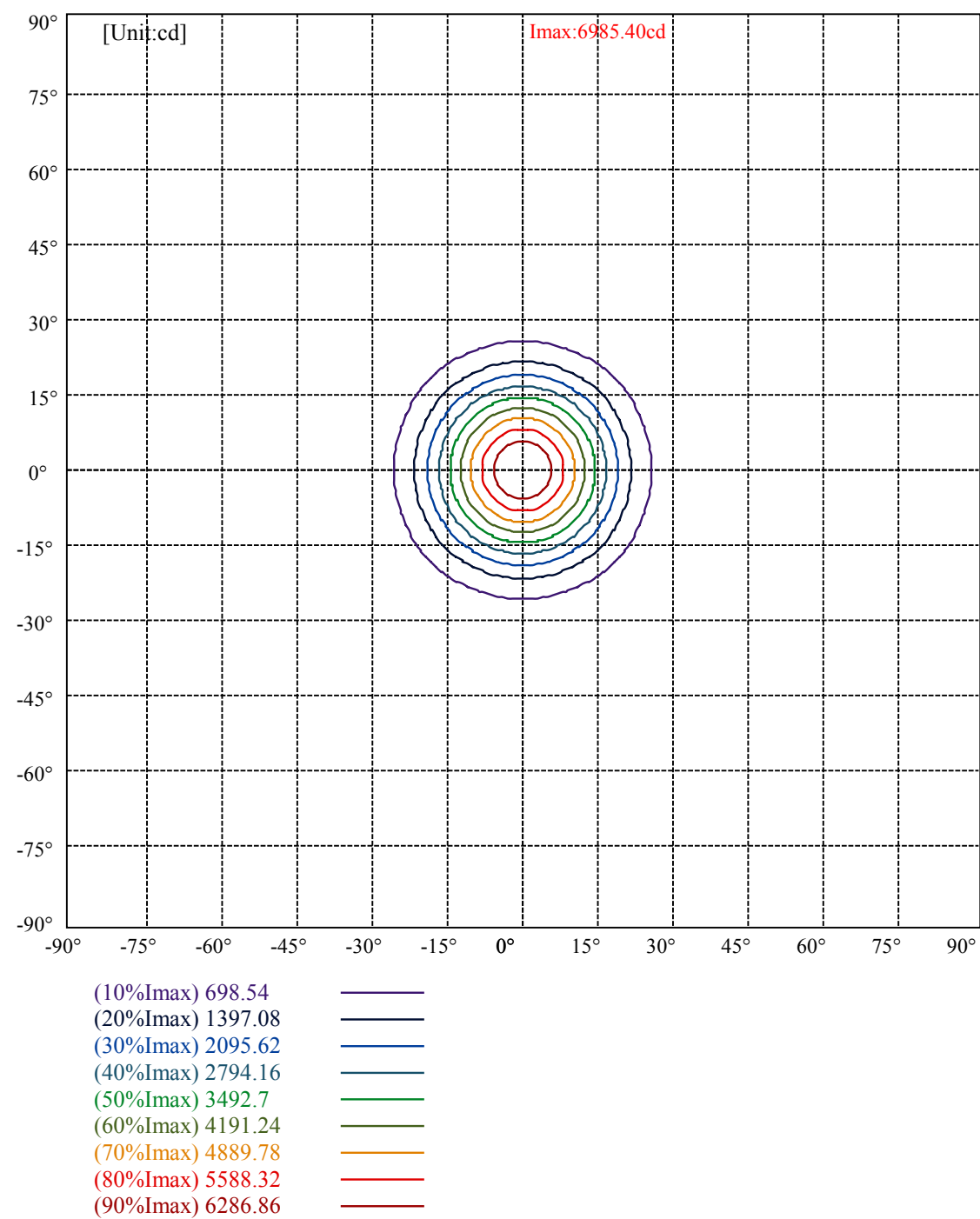
Date: 09/05/2025
Humidity(%): 60.0%

Operator: 01
Distance(m): 6.90





Max , Ave Beam angle of C0 plane 28.57



lumini

Luminance Limiting Curve(no luminous side)

Appendix Page: 5 Total:6

Luminance Table

γ	45	50	55	60	65	70	75	80	85
C0	2440	1591	1169	1054	1132	1329	1706	2495	4930
C45	2440	1591	1169	1054	1132	1329	1706	2495	4930
C90	2440	1591	1169	1054	1132	1329	1706	2495	4930

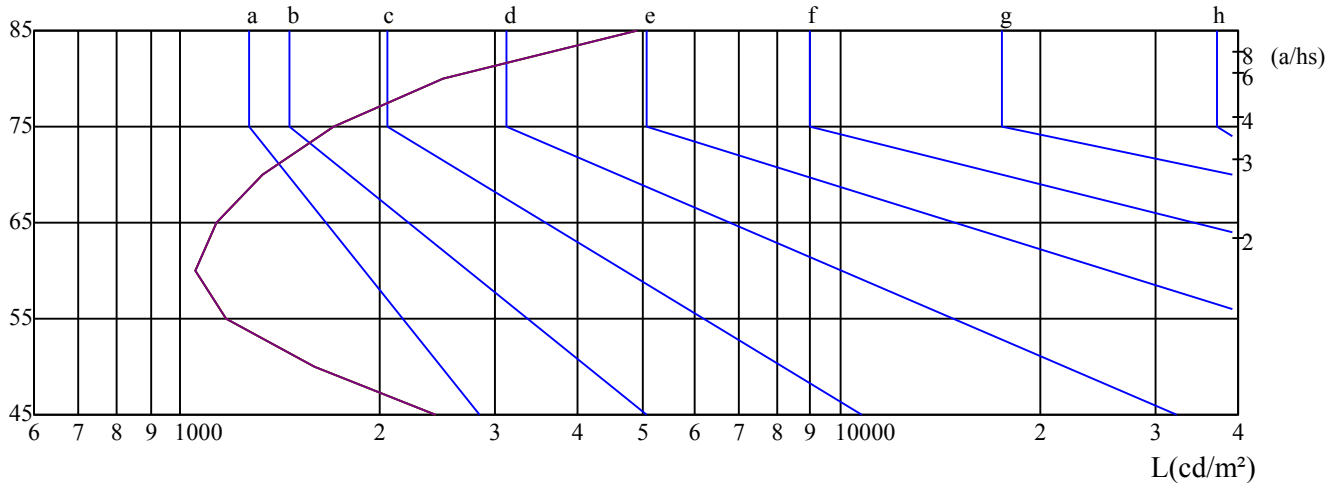
L(Hor)(65)	L(Ver)(65)	L45(65)	L(Hor)(75)	L(Ver)(75)	L45(75)	L(Hor)(85)	L(Ver)(85)	L45(85)
1132	1132	1132	1706	1706	1706	4930	4930	4930

Glare Table

Glare	Quality	Service Values Illuminance(lx)							
1.15	A	2000	1000	500	≤ 300				
1.5	B		2000	1000	500	≤ 300			
1.85	C			2000	1000	500	≤ 300		
2.2	D				2000	1000	500	≤ 300	
2.55	E					2000	1000	500	≤ 300
		a	b	c	d	e	f	g	h

Luminance Limiting Curve

$\gamma(^{\circ})$



C0 ———

C45 ———

C90 ———

Equipment: equipamento lumini
Temperature($^{\circ}$ C): 25.5

Date: 09/05/2025
Humidity(%): 60.0%

Operator: 01
Distance(m): 6.90

Illumination assessment according UGR											
Rf of Ceiling	70	70	50	50	30	70	70	50	50	30	
Rf of Wall	50	30	50	30	30	50	30	50	30	30	
Rf of Floor	20	20	20	20	20	20	20	20	20	20	
Room dimensions		Viewed crosswise					Viewed endwise				
X	Y										
2H	2H	7.98	8.87	8.38	9.23	9.59	8.28	9.17	8.68	9.53	9.90
	3H	8.22	9.02	8.65	9.40	9.80	8.48	9.27	8.90	9.65	10.05
	4H	8.55	9.28	8.99	9.68	10.10	8.75	9.49	9.19	9.89	10.31
	6H	9.18	9.85	9.64	10.27	10.72	9.32	9.99	9.78	10.41	10.86
	8H	9.65	10.29	10.11	10.72	11.18	9.74	10.38	10.20	10.81	11.27
	12H	10.31	10.92	10.78	11.36	11.82	10.34	10.95	10.81	11.39	11.85
4H	2H	7.81	8.55	8.25	8.95	9.36	8.10	8.84	8.54	9.24	9.65
	3H	8.23	8.85	8.69	9.29	9.75	8.45	9.07	8.92	9.51	9.98
	4H	8.80	9.34	9.28	9.80	10.30	8.97	9.50	9.44	9.97	10.46
	6H	9.71	10.18	10.22	10.67	11.17	9.80	10.27	10.31	10.76	11.26
	8H	10.41	10.85	10.93	11.35	11.87	10.44	10.88	10.97	11.38	11.90
	12H	11.34	11.74	11.87	12.23	12.80	11.31	11.72	11.84	12.21	12.77
8H	4H	8.98	9.41	9.50	9.91	10.43	9.12	9.56	9.65	10.06	10.58
	6H	10.19	10.54	10.73	11.06	11.62	10.25	10.61	10.79	11.12	11.68
	8H	11.17	11.46	11.73	12.02	12.56	11.17	11.47	11.74	12.02	12.57
	12H	12.38	12.60	12.96	13.16	13.73	12.33	12.55	12.91	13.11	13.67
12H	4H	9.04	9.45	9.57	9.94	10.50	9.19	9.59	9.71	10.08	10.65
	6H	10.41	10.71	10.98	11.27	11.81	10.47	10.77	11.04	11.33	11.87
	8H	11.47	11.69	12.05	12.25	12.82	11.47	11.70	12.05	12.25	12.82
Variation with the observer position at spacings:											
S = 1.0H		2.9/-2.0					2.9/-2.0				
S = 1.5H		3.6/-1.7					3.6/-1.7				
S = 2.0H		4.1/-1.5					4.1/-1.5				
Standard tables:		BKBF					BKBF				
Uncorrected UGR		-5.6					-5.6				

依据CIE Publ. 117 计算 UGR, S/H = 0.25